

Idaho Criteria for Opening Up: December 31, 2020

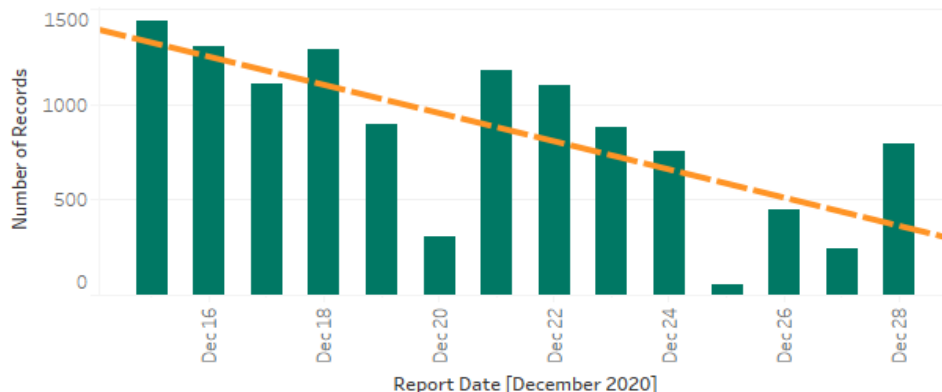
IDAHO EPIDEMIOLOGIC CRITERIA - STATUS: MET



Downward trend or low levels of documented COVID-19 cases reported within a 14-day period. **METRIC:** Downward trend over most recent reported 14-day period, OR less than 20 patients per day on average reported statewide over the same 14-day period

The number of reported cases during December 15 - December 28 trended downward* but was greater than 20 cases per day on average.

Number of Cases by Report Date

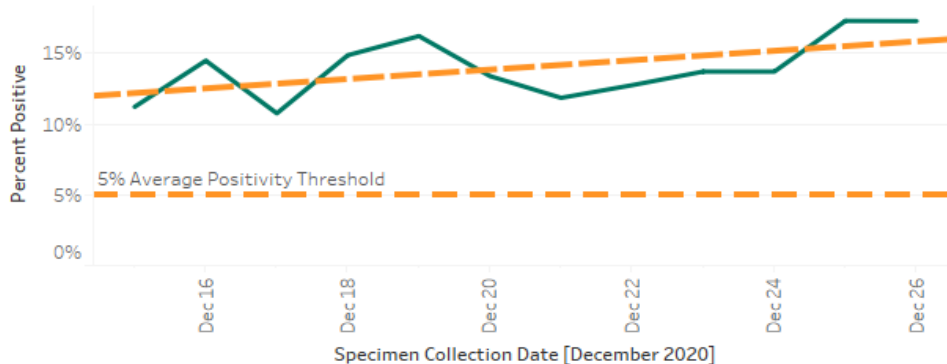


OR

Downward trend of positive COVID-19 PCR tests as a percent of total tests within a 14-day period (including flat or increasing volume of tests). **METRIC:** Downward trend over most recent reported 14-day period, OR less than 5 percent laboratory PCR positivity on average over same 14-day period

The percent of positive PCR tests during December 13 - December 26 trended upward. The average percent positivity for the prior 14-day period was greater than 5% at 13.79%.

Positive PCR Tests as a Percent of Total by Specimen Collection Date



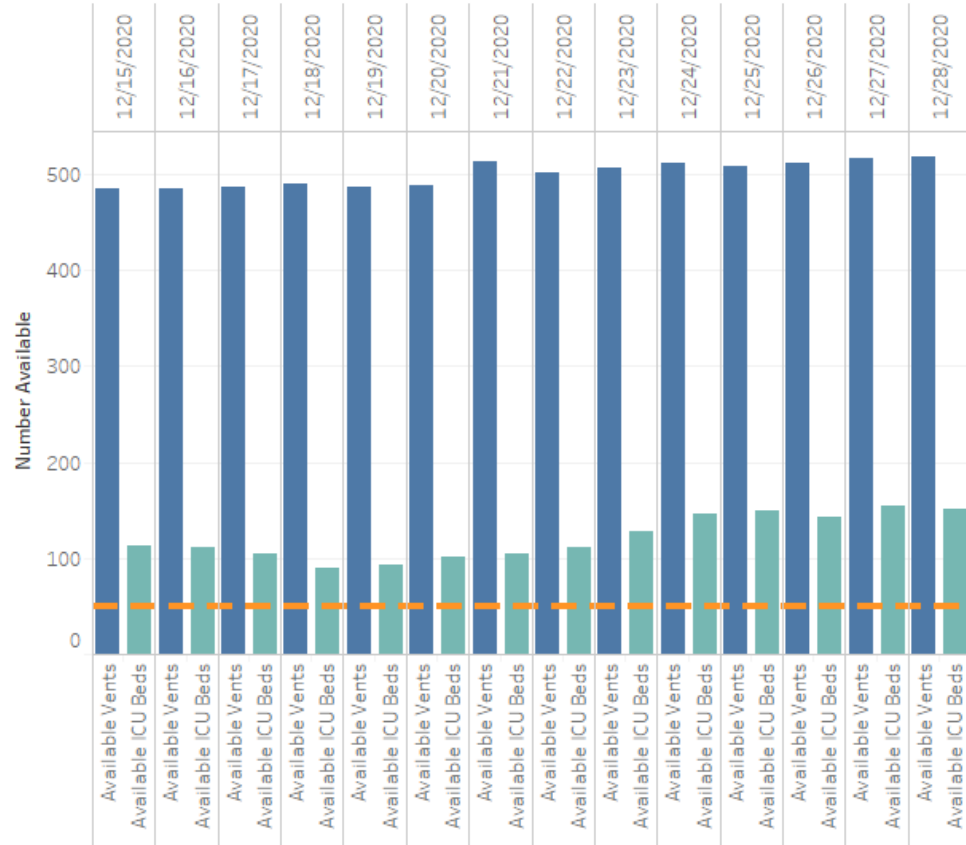
Note: All data are provisional and subject to change. Metrics measured using the most recently available data for the specific metric resulting in the "most recent 14-day period" referenced vary by metric.

*Trend direction likely influenced by recent delays in data entry across multiple public health districts.

Available ventilators, intensive care unit beds, and personal protective equipment (PPE) to safely care for additional COVID-19 patients in hospitals. **METRIC:** At least 50 available (unused) ventilators, 50 ICU beds, and available 10-day supply of N95 masks, surgical masks, face shields, gowns, and gloves.

There were at least 50 ventilators and at least 50 available ICU beds available during December 15 - December 28.

Number of Available Ventilators and Intensive Care Unit (ICU) Beds



AND

Among hospitals reporting, there was at least a 10 day supply of PPE during December 15 - December 28.

AND

(continued on next page)

Treat all patients without needing to use crisis standards of care. **MEASURED BY:** Governor's Order for Crisis Standards of Care in place; reports from hospitals.
MEASURED BY: hospital reports from most recent 14-day period downloaded from HHS Protect.

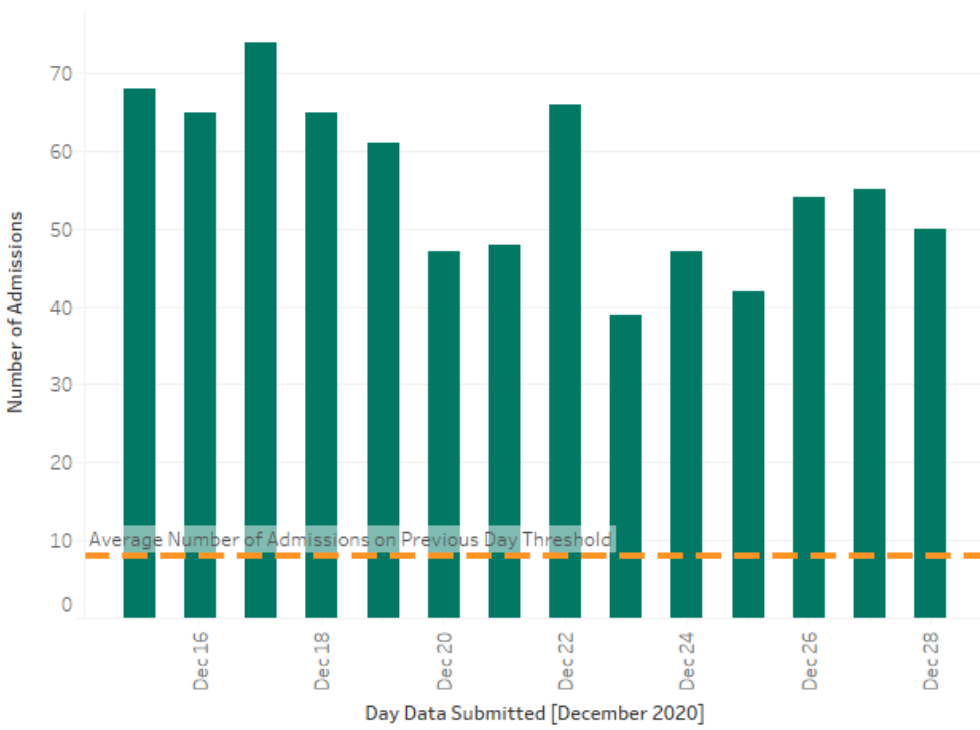
All patients are being treated **without** needing to use crisis standards of care.

AND

Hospital admissions of suspected and confirmed COVID-19 patients is less than 8 per day on average over the prior 14-day period. **MEASURED BY:** hospital reports from most recent 14-day period downloaded from HHS Protect.

The number of daily hospital admissions of suspected and confirmed COVID-19 patients was **greater than 8 per day** on average during December 15 - December 28.

COVID-19 Daily Hospital Admissions



AND

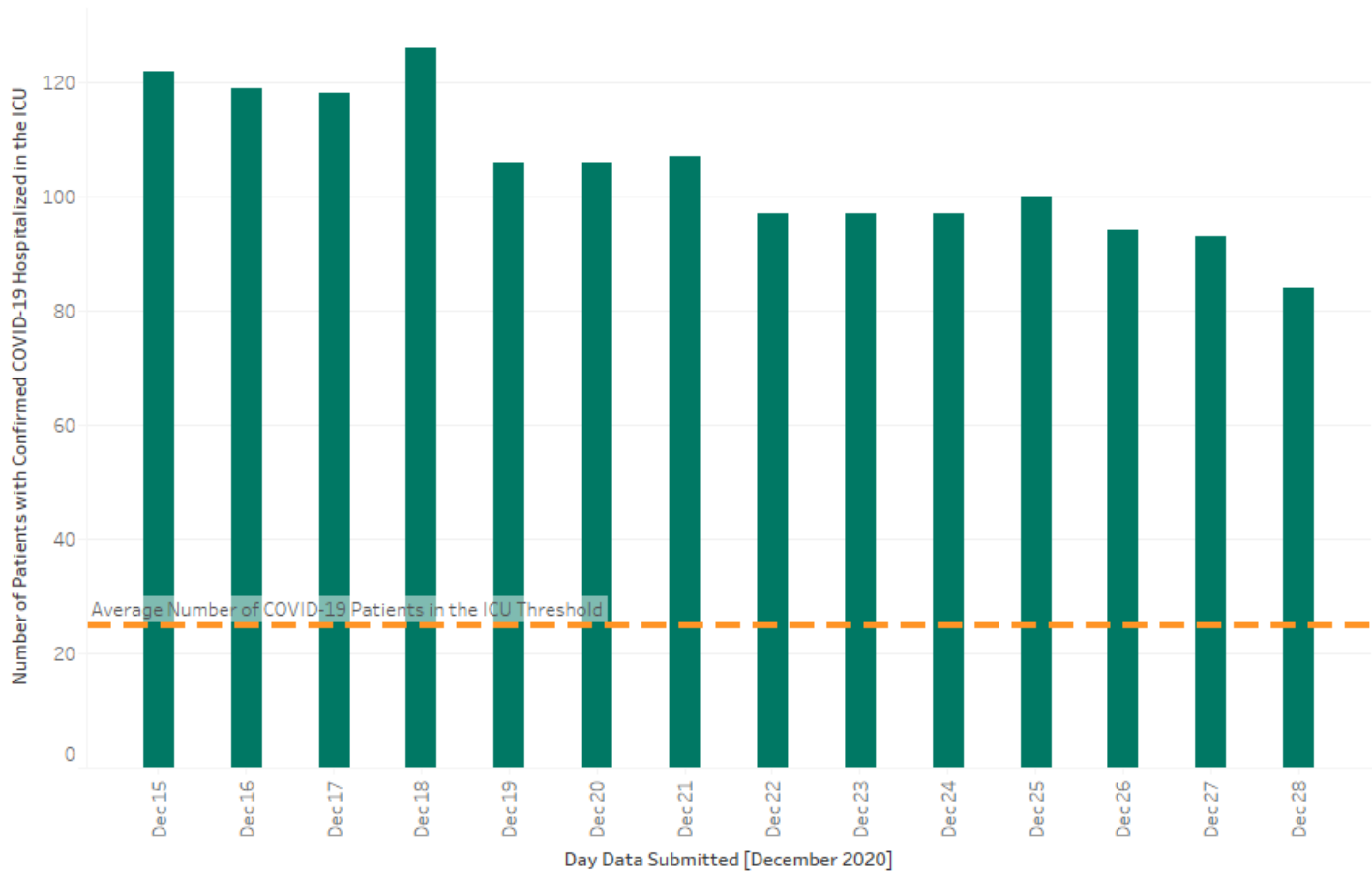
(continued on next page)

Note: All data are provisional and subject to change. Metrics measured using the most recently available data for the specific metric resulting in the "most recent 14-day period" referenced vary by metric.

Intensive Care Unit (ICU) admissions* of confirmed COVID-19 patients is less than 25 per day on average over the prior 14-day period. **MEASURED BY:** hospital reports from most recent 14-day period downloaded from HHS Protect.

The total number of patients hospitalized in the ICU with confirmed COVID-19 was greater than 25 per day on average during December 15 - December 28.

Confirmed Total COVID-19 ICU Patients



Note: All data are provisional and subject to change. Metrics measured using the most recently available data for the specific metric resulting in the "most recent 14-day period" referenced vary by metric.

*Counts are based on current ICU census and are not new daily ICU admission counts.