

Idaho Criteria for Opening Up: July 15, 2021

IDAHO EPIDEMIOLOGIC CRITERIA - STATUS: MET

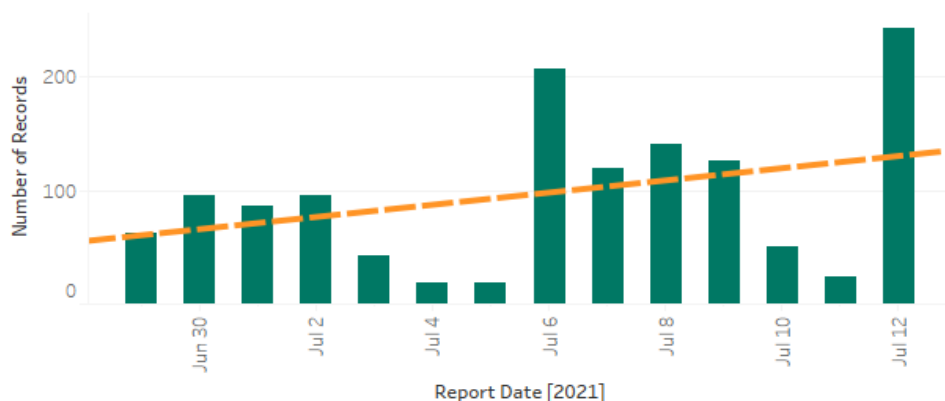


Downward trend or low levels of documented COVID-19 cases reported within a 14-day period. **METRIC:** Downward trend over most recent reported 14- day period, OR less than 20 patients per day on average reported statewide over the same 14-day period

The number of reported cases during June 29 - July 12 trended upward and was greater than 20 cases per day on average.

Average 91 / day
(previously 75 /day)

Number of Cases by Report Date



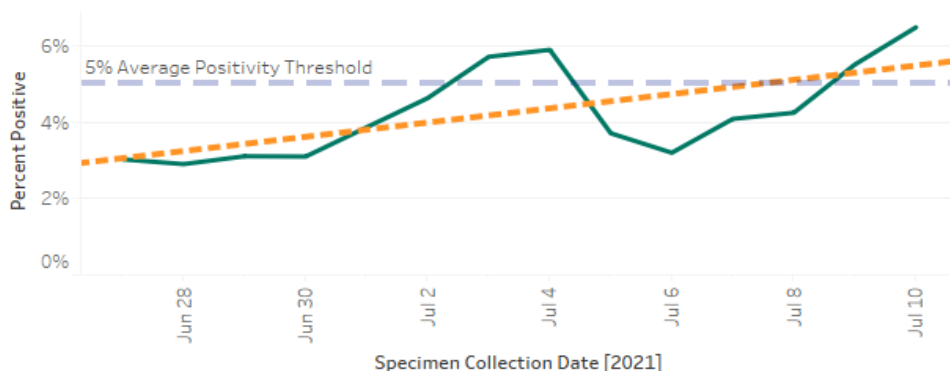
OR

Downward trend of positive COVID-19 PCR tests as a percent of total tests within a 14-day period (including flat or increasing volume of tests). **METRIC:** Downward trend over most recent reported 14-day period, OR less than 5 percent laboratory PCR positivity on average over same 14-day period

The percent of positive PCR tests during June 27 - July 10 trended upward however, the average percent positivity for the prior 14-day period was less than 5% at 4.2%.

Average 4.2%
(previously 3.1%)

Positive PCR Tests as a Percent of Total by Specimen Collection Date

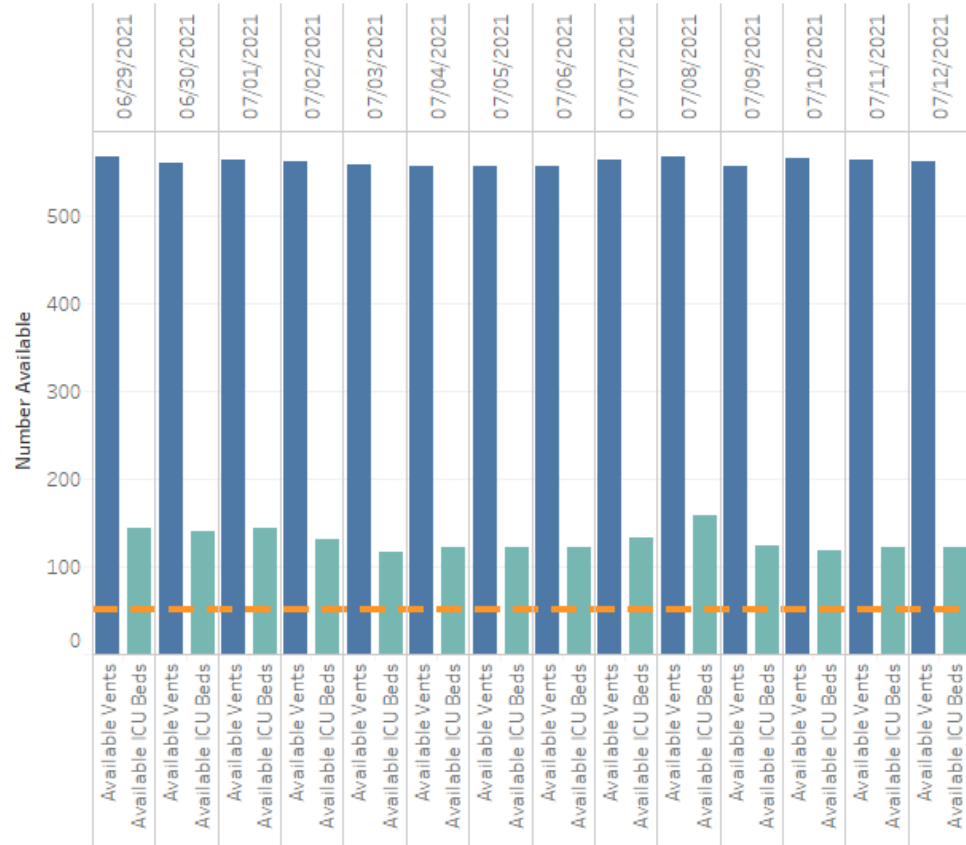


Note: All data are provisional and subject to change. Metrics measured using the most recently available data for the specific metric resulting in the "most recent 14-day period" referenced vary by metric.

Available ventilators, intensive care unit beds, and personal protective equipment (PPE) to safely care for additional COVID-19 patients in hospitals. **METRIC:** At least 50 available (unused) ventilators, 50 ICU beds, and available 10-day supply of N95 masks, surgical masks, face shields, gowns, and gloves.

There were at least 50 ventilators and at least 50 ICU beds available during June 29 - July 12.

Number of Available Ventilators and Intensive Care Unit (ICU) Beds



AND

Among hospitals reporting, there was at least a 10 day supply of PPE during June 29 - July 12.

AND

(continued on next page)

Treat all patients without needing to use crisis standards of care. **MEASURED BY:** Governor's Order for Crisis Standards of Care in place; reports from hospitals.
MEASURED BY: hospital reports from most recent 14-day period downloaded from HHS Protect.

All patients are being treated without needing to use crisis standards of care.

AND

Hospital admissions of suspected and confirmed COVID-19 patients is less than 8 per day on average over the prior 14-day period. **MEASURED BY:** hospital reports from most recent 14-day period downloaded from HHS Protect.

The number of daily hospital admissions of suspected and confirmed COVID-19 patients was greater than 8 per day on average during June 29 - July 12.

Average 12/day (previously 14/day)

COVID-19 Daily Hospital Admissions



AND

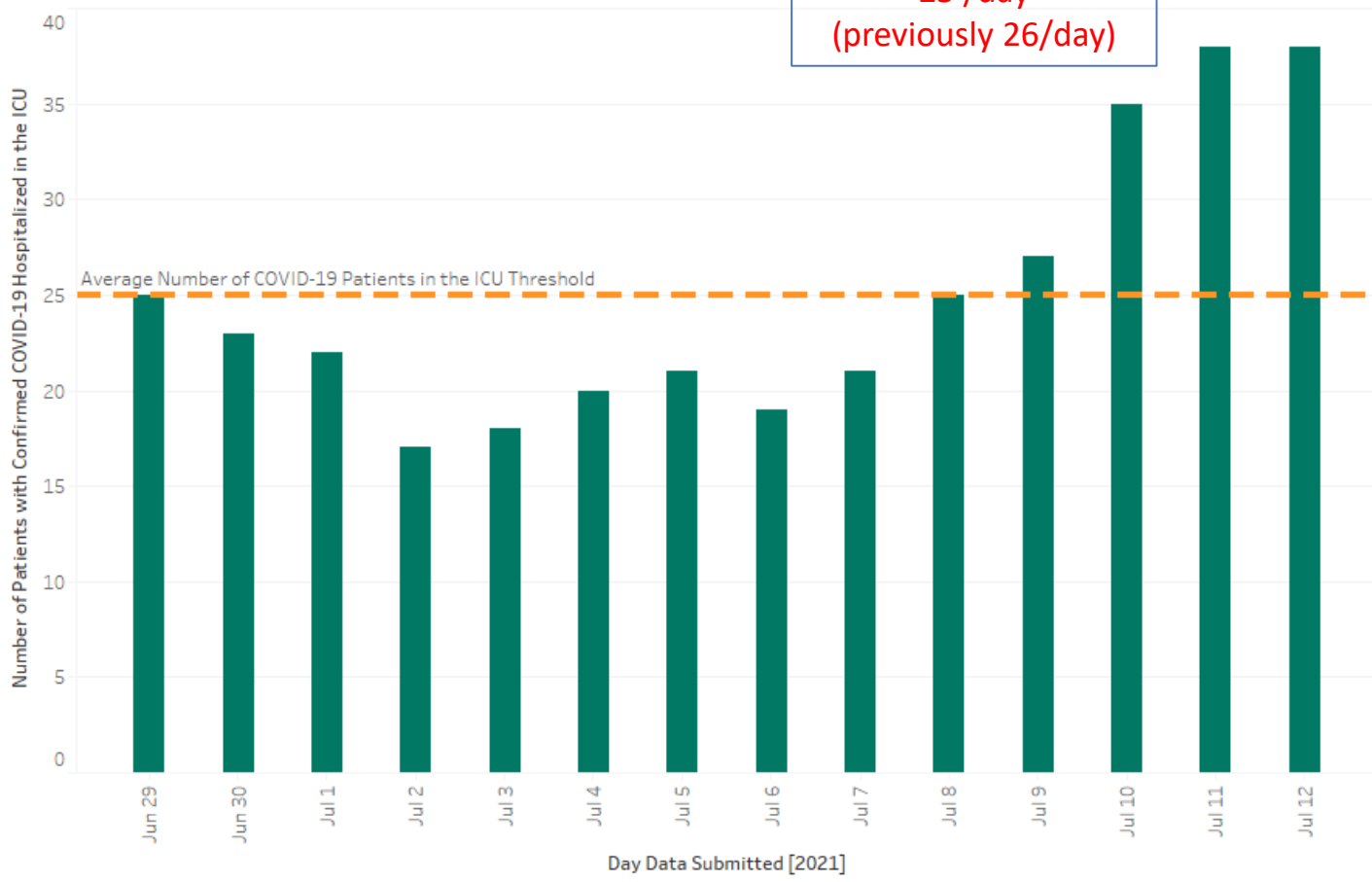
(continued on next page)

Note: All data are provisional and subject to change. Metrics measured using the most recently available data for the specific metric resulting in the "most recent 14-day period" referenced vary by metric.

Intensive Care Unit (ICU) admissions* of confirmed COVID-19 patients is less than 25 per day on average over the prior 14-day period. **MEASURED BY:** hospital reports from most recent 14-day period downloaded from HHS Protect.

The total number of patients hospitalized in the ICU with confirmed COVID-19 was equal to 25 per day on average during June 29 - July 12.

Confirmed Total COVID-19 ICU Patients



Note: All data are provisional and subject to change. Metrics measured using the most recently available data for the specific metric resulting in the "most recent 14-day period" referenced vary by metric.

*Counts are based on current ICU census and are not new daily ICU admission counts.